


We're All Winners Bingo



Learning objective: Students will recognize the many things they have in common with a child with autism and generate their own ideas about how to support that child.

Materials required: One "We're All Winners" Bingo card and markers for each student, lesson transparencies, overhead projector, chart paper and markers.


Approximate time required: Depending on the grade level of the students, this activity to can last from 30 minutes to an hour.


Advance Preparation: You will need to create a game card for each student in your class. Included with this packet is a sample game card and several "I'm a winner" statements that can be written in each of the boxes of the game cards. You may also want to conduct a separate activity with your students in which they list things about themselves that are different or unique. These statements can then be used to fill in the game card boxes. Remember, this is a Bingo game - be sure to make each card different from the others!

Instructional Procedure:

1. Distribute game materials to students. Instruct students that each of their cards is different and that they are to place a marker in each of the boxes that are called which reflect something about themselves. For instance, if the teacher calls the "Pizza is my favorite food" message, every student that agrees with that statement can mark it on his or her card. If there is a student with autism in your class, please provide the appropriate level of support and assistance to ensure the student can also play the game. The first student to fill 5 consecutive boxes is the winner of the game.
2. Ask the students who won the game to call out the boxes that were filled on his or her card. For each of the boxes, ask the other students to raise their hands if they also marked the same box on their cards. Discuss how each of these things is something that they have in common with each other.
3. Next, check to see which items are marked on the card of your student with autism. If the student is able to share the items that were marked, have them do so. If not, ask another student to assist. For each of the items, ask for a show of hands from the other students to see who else agrees with them. Discuss with students how each of these things is also something they have in common with that child.
4. At this point, depending on how comfortable your student with autism is with being the focus of attention, you may want to complete the activity at a time when he or she is not in the room. Explain to the other students that because of that child's disability of autism, they may have also noticed some thing may be a bit different. Use the "We're all Winners" transparency to guide discussion about those differences.
5. Use the "Be a Winner Every Day" to solicit ideas from students for things they can do to support the student with autism in their class. You may want to write their ideas on a sheet of chart paper and keep it posted in the classroom for students to see and review.

We're All Winners Bingo



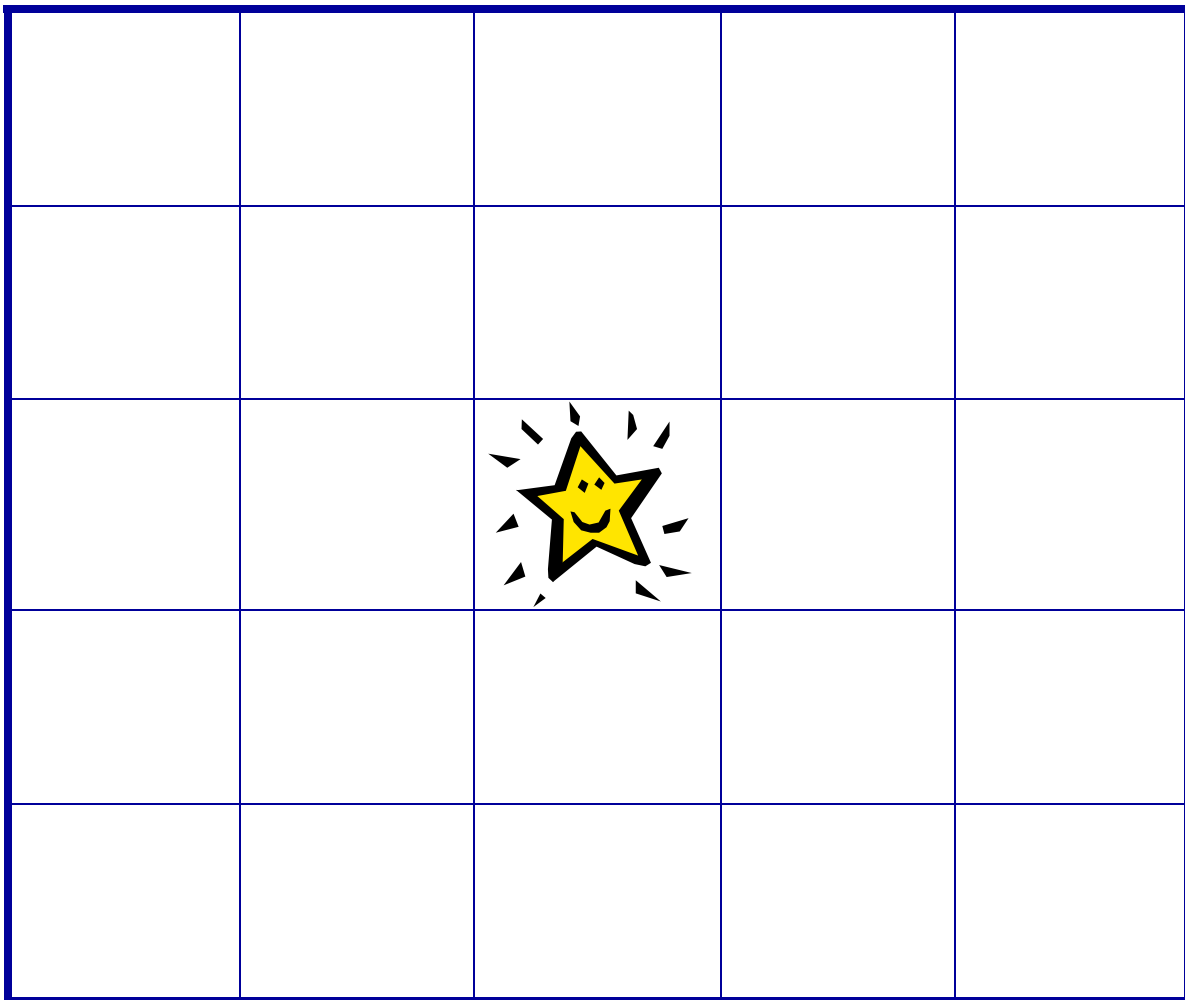

I'm ticklish!	My mom's name is Susan.	I go to day care after school.	My pets are fish.	I can count to 10 in Spanish.
I have blue eyes.	My birthday is in July.	Green is my favorite color.	I love to do homework.	I like to ride bikes.
My favorite treat is ice cream.	I don't have any brothers or sisters.		My birthday is in March.	People think I'm funny.
I know a secret.	I ride the bus home from school.	I have a dog.	My hair is curly.	Red is my favorite color.
My favorite food is pizza.	I can be a good friend.	My birthday is in December.	I can stand on my hands.	I really like Math.

Sample "I'm a Winner" Statements


My favorite food is pizza.
Red is my favorite color.
My pets are fish.
I have an older brother.
I have a younger sister.
I don't have any brothers or sisters.
I really like Math.
I like to ride bikes.
People think I'm funny.
I love spinach!
I know a secret.
I have blue eyes.
I'm ticklish!
My hair is curly.
My birthday is in October.
My birthday is in May.
My birthday is in February.
My birthday is in April.
My birthday is in August.
My birthday is in November.
Green is my favorite color.
Blue is my favorite color.
I can stand on my hands.
I buy my lunch at school.
I walk home from school.
My dad's name is John.

Green is my favorite color.
I have a dog.
I have a hamster.
I have an older sister.
I have a younger brother.
I can count to 10 in Spanish.
I am a very good reader.
I like to roller skate.
I can be a good friend.
I go to day care after school.
I have freckles.
I have brown eyes.
I love to do homework.
Spelling is my favorite subject.
My birthday is in January.
My birthday is in July.
My birthday is in March.
My birthday is in June.
My birthday is in September.
My birthday is in December.
Red is my favorite color.
Yellow is my favorite color.
I bring my lunch to school.
I ride the bus home.
My favorite treat is ice cream.
My mom's name is Susan.

We're All Winners Bingo



Be a Winner Every Day!



*Make a list of all the ways you can think of to be a good friend
to a student with autism!*

1. _____

2. _____

3. _____

4. _____

5. _____

6. _____

7. _____

8. _____